

bay master MAX

essential parasols

Introducing the new Bay Master MAX with style and aesthetics that impress guests and engineering and tenacity that impresses businesses. The Bay Master MAX features sophisticated metallurgy, genius lever design and effortless kinetics that make operation a breeze. Engineered with a telescoping mast that allows for easy operation over tables and chairs. Modular design allows for replacement parts, should you ever need them, because they are built to last season after season. Complement your outdoor area with the new TUUCI Bay Master MAX.



shapes & sizes



square

ft. / m.
10.0' / 3.0
13.0' / 4.0



octagon


ft. / m.
14.0' / 4.25

finial options



acorn
aluminum

TUUCI



features:

- a. Star Knob Deck Mount
- b. Easy Grip Handle for Open/Close
- c. Modular Mono Bracket Hub System
- d. MAX Reinforced Strut Joints
- e. Stainless Steel Endcaps
- f. 2 3/8" OD Mast
- g. Light option. On-Off Touch Switch

global headquarters



2900 NW 35th Street, Miami, FL 33142 USA | 305.634.5116 | info@tuuci.com

european office

Nedervonder 17, 5061 JP Oisterwijk, The Netherlands | +31.13.522.0471 | info@tuuci.eu

bay master MAX / aluminum classic



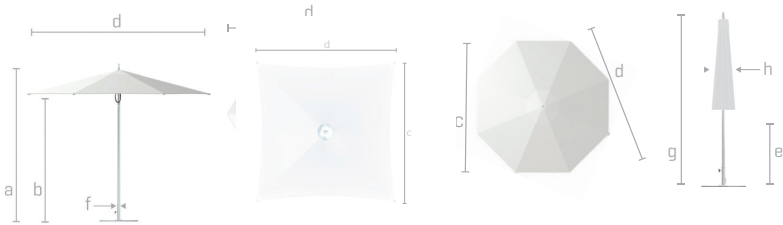
<i>classic</i>	sizes [ft/m]	a (in/cm)	b (in/cm)	c (in/cm)	d (in/cm)	e (in/cm)	f (in/cm)	g (in/cm)	h (in/cm)
<i>square</i>									
	10.0' / 3.0m	114 / 290	89 / 226	120 / 305	168 / 427	48 / 122	2.375 / 6.0	141 / 358	15 / 38
	13.0' / 4.0m	114 / 290	89 / 226	156 / 396	221 / 560	36 / 91	2.375 / 6.0	149 / 378	15 / 38
<i>octagon</i>									
	14.0' / 4.3m	114 / 290	89 / 226	156 / 396	168 / 427	48 / 122	2.375 / 6.0	141 / 358	15 / 38

finish options


satin anodized aluminum



satin



vent and pocket options



no vent single vent

profile options



market valance
straight valance
scalloped

canopy
options



binding

panel options



single
solid color alternating
panels alternating panel
& alternating
valance alternating
panel and
matching valance

Dimension Tolerances +-2"
Dimensions shown correspond to indicated lift system
Options are subject to change without notice
Some options are only available in certain sizes and shapes